





SUN SHELF TABLES FOR GUNITE RETROFIT/AFTERMARKET Assembly & Installation Instructions



**INSTALLS IN
3 EASY STEPS!**



1.



2.



3.

30" Table w/Umbrella Hole

⚠️ WARNING IMPORTANT INSTALLATION INFORMATION

The installation of this product should be done only by a licensed and professional installer. Installation should be done strictly in conformance with all local building codes, electrical codes and other building and safety laws and regulations. Among other things, that your installer should carefully analyze the need to bond the product to prevent an electrical hazard. Failure to properly install this product could result in a dangerous condition, including but not limited to electrical or structural hazards. Inter-Fab, Inc. disclaims all liability arising from the installation and the user assumes all risk associated with the installation.

**INTER-FAB, INC. 3050 S. ALVERNON WAY • TUCSON, AZ 85713
520.790.7040 • 800.737.5386 • FAX 520.790.7127 • inter-fab.com**

⚠ WARNING INTENDED USE INSTRUCTIONS

1. Everyone who uses this Table must understand and follow these instructions.
2. If installed in a pool with diving equipment or a pool slide, the table installation must not interfere with the diving or sliding safety envelope.
3. Be familiar with the shape and depth of the pool or spa before you install the table. This table should only be used in the shallow end of the pool or spa.
4. To avoid entrapment, do not swim under or near table.
5. Do not climb on or hang from any part of the table, support poles, or umbrella.
6. Do not stand, jump or dive from any part of the table.
7. No roughhousing or horseplay should be allowed around the table at any time.
8. CAUTION: Table tops are slippery when wet.
9. Do not drink alcohol in pool or spa.
10. Do not take chances and inspect the table **at least** once a year for parts that may become loose, damaged, weakened or broken. If necessary, before using the table again, have it inspected and repaired by a competent professional familiar with pool/spa tables.
11. When removing the table, be sure to remove the 1.50" adapter. This will prevent any possible injury from tripping on the adapter.
12. For use in 1.50" anchors only on pools sundecks or tanning ledges.
13. 1.50" plastic umbrella anchor not included.

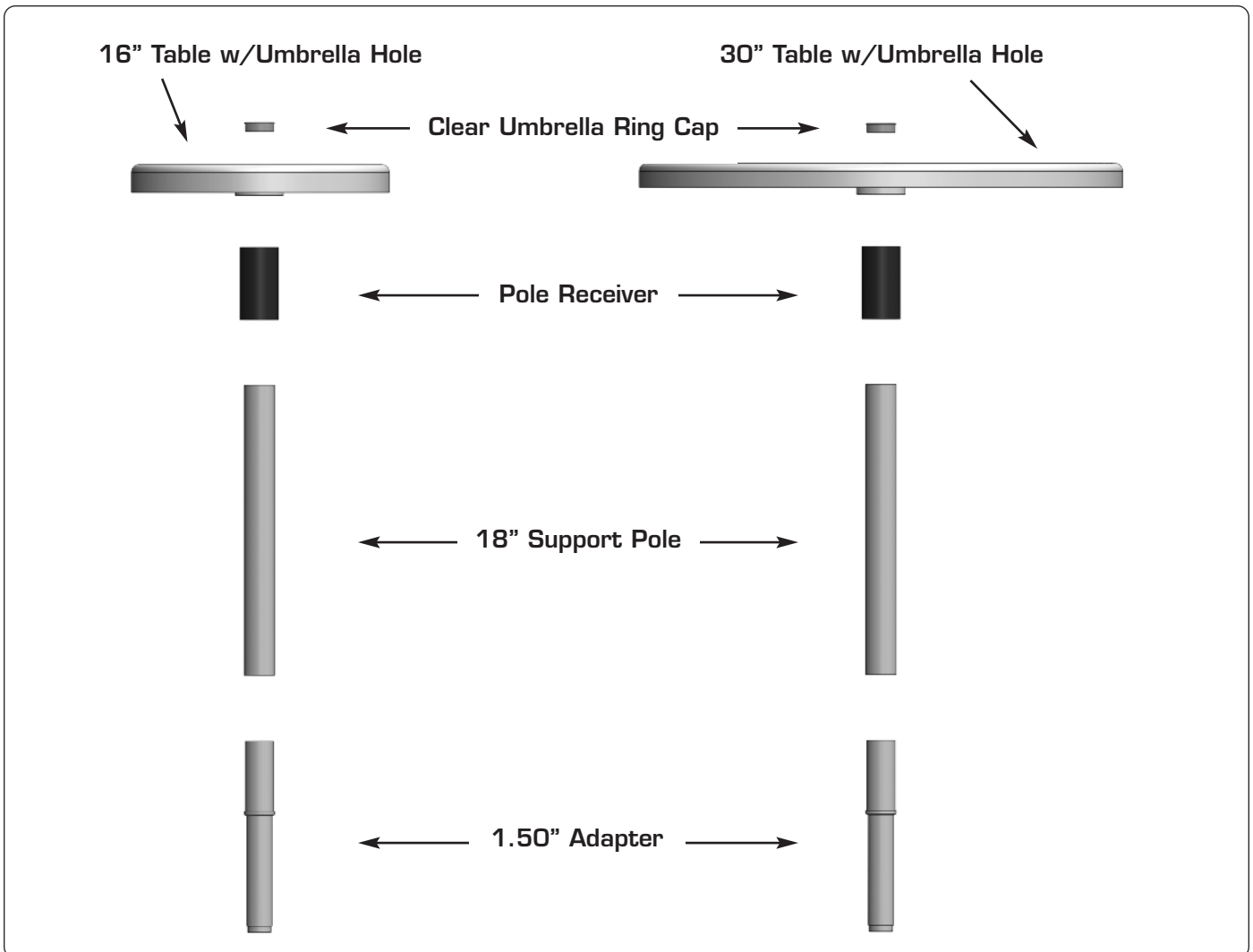


Figure 1: 16" PL Table w/Umbrella Hole, Pole Receiver; 18" Support Pole, 1.50" Adapter; 30" Table w/Umbrella Hole, Pole Receiver; 18" Support Pole, 1.50" Adapter

ASSEMBLY & INSTALLATION INSTRUCTIONS FOR TABLES:

1. Locate the support pole receiver. **NOTE: white internal ring end gets glued into table flange. See Figure 2.**
2. Place the support pole receiver on top of the support pole. **NOTE: the support pole will help facilitate the gluing of the support pole receiver into the table flange. See Figure 3.**
3. Lay the table upside down on the cardboard box to prevent scratching. Use PVC glue (not included) to permanently attach the support pole receiver to the table flange. Use the support pole to fully seat the receiver into the flange. **See Figure 4 and Figure 5.**
4. When the receiver is fully inside the flange, the support pole can then be removed. **See Figure 6.**
5. An umbrella (not included) may be used by removing the clear cap from the table grommet. (Maximum umbrella pole size is 1-5/8" or 1.625").
6. Install the 1.50" adapter into existing deck anchor. Slide support pole over 1.50" adapter and set table on support pole.
7. When removing the table be sure to remove the 1.50" adapter.

NOTE: If a shorter table height is desired, determine height required, cut the support pole with a hacksaw and deburr.



Figure 2: Pole Receiver




Figure 3: Pole Receiver on Support Pole



Figure 4: Pole Receiver Shown with Table Flange




Figure 5: Pole Receiver Attached to Table Flange




Figure 6: Properly Glued Pole Receiver Shown

LIMITED WARRANTY

Inter-Fab, Inc. will repair or replace, at its option, any product manufactured by Inter-Fab, Inc. that fails during the applicable warranty period because of a manufacturing or material defect; provided that the defect is not the result of improper installation, improper use or care, negligence, alterations or modifications to the product, or natural accidents (acts of God). The applicable warranty period for products manufactured by Inter-Fab, Inc. is three (3) years from the date of retail purchase, except as specified below:

Pool Games™ equipment warranty periods are as follows: Volleyball Poles, Basketball Poles, Basketball Rim, and Basketball Backboard are one (1) year from date of retail purchase. Volleyball, Volleyball Net, Basketball, Basketball Net, and pumps are warranted for ninety (90) days from date of retail purchase.

The **Board Fall** used for the **T7™** and **aquaBoard™** products, have a warranty period of one (1) year from the date of retail purchase.

Zoomerang™ slide products warranty period is one (1) year from the date of retail purchase.

Build Your Own Slide™ (BYOS™), **Build Your Own Slide 2™** (BYOS 2™), **Garden Ride Series™***, **River Run Series™***, **In-Pool Seating™**, **Pool/Spa Table™**, **Pool Seat™**, and **Sun Shelf Table™** products warranty periods are one (1) year from the date of retail purchase.

City 2™ Slide and **City Base™** products warranty period are one (1) year from the date of retail purchase.

Unless expressly stated otherwise all products manufactured by Inter-Fab are for **residential installation (single family residence)** inground pool use only. Inter-Fab, Inc. expressly disclaims any and all warranties and liability arising from the installation or use of its residential products for any non-residential use such as semi-public, public, or commercial applications. Products expressly manufactured for commercial installation and use will be subject to this limited warranty.

This limited warranty is in lieu of all other warranties, whether express or implied. Inter-Fab, Inc. disclaims any warranty of merchantability or fitness for a particular use, and noninfringement in relation to any of its products and Inter-Fab, Inc. is not liable for consequential, incidental or specific damages. This warranty is limited to the repair or replacement of the manufacturing or material defect, or refund of the original purchase price, whichever is less, at the sole option of Inter-Fab, Inc., and expressly does not cover any labor or reinstallation expenses related to the replacement of any and all Inter-Fab products. This limited warranty shall be the sole and exclusive remedy of irrespective of whether the claims are made in contract, tort, warranty, law, equity or by statute.

This warranty is to the original purchaser of the product only. Inter-Fab's limited warranty is neither transferable nor portable from consumer to consumer. The effective coverage date begins at the date of retail purchase. Product owner or representative must notify Inter-Fab, Inc. (or its wholesale agent) in writing, giving a full description of the nature of the product defect or failure along with proof of purchase, serial number(s) of the product and photos within thirty (30) days of the expiration of the applicable warranty period. Inter-Fab, Inc. reserves the right to physically inspect damaged or defective products or components to determine the cause of the damage or defect, prior to authorizing repair or replacement of its products.

* Please see specific warranty information for the BYOS, BYOS 2, Garden Ride and River Run series slides.



3050 S. ALVERNON WAY • TUCSON, AZ 85713
520.790.7040 • 800.737.5386 • FAX 520.790.7127 • INTER-FAB.COM